

AGRIPOLO

Hersteller von Landmaschinen

KATALOG




2024
A

BLUE POWER

No.1 



TITANUM

 No.2




TITANUM FAHRWERK

No.3 




OPTIDISC

 No.4



FRONT DISC

No.5 



FRONT DISC II

 No.6



DUO CUTTER

No.7 




DUO CUTTER 2G

 No.8




CULTI

No.9 




CULTI II

 No.10



GRIZ I

No.11 



GRIZ II

 No.12




GRIZ III

No.13 





GRIZ IV

 No.14



KOBALT 4B STANDARD

No.15 



KOBALT 4B MIT PLANIERSCHILD

 No.16




KOBALT 4B MIT MESSERWALZE

No.17 




KOBALT 6B BIO

 No.18



SATOR

No.19 




KOMPAKT

 No.20




FRONT GRIZ I

No.21 




FRONT GRIZ II

 No.22



FRONT GRIZ III

No.23 




FRONT GRIZ IV

 No.24





LEM

No.25 




LEM II

 No.26




STR

No.27 




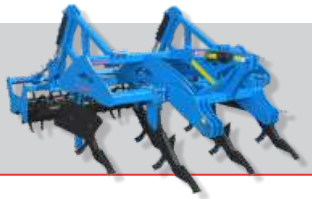
V-SUB

 No.28





GRIZZLY

No.29 




TERRA

 No.30




TERRA PLOW

No.31 




TUZO

 No.32



TUZO 2G

No.33 




INP

 No.34




EKON

No.35 





WALZEN

 No.36




DOPPELWALZEN

No.37 




ZUBEHÖR

 No.39



SCHARE

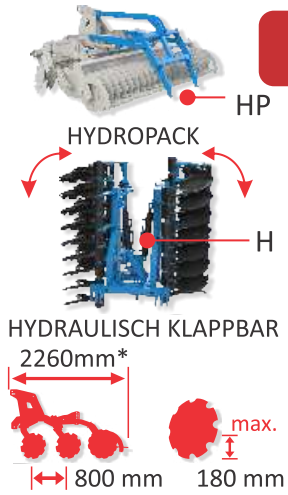
No.40 



* Die angegebenen Maße sind Vorschauwerte und können leicht abweichen je nach Modell der Maschine

BLUE POWER

KURZSCHEIBENEGGE



MODEL	M	pcs	kg	KM
250	2,5	20	1150	70-100
300	3,0	24	1280	90-110
400H	4,0	32	1900	110-130
450H	4,5	36	2200	130-160
500H	5,0	40	2500	140-170
600H	6,0	48	2700	160-200
250HP	2,5	20	1350	100-140
300HP	3,0	24	1450	120-160

STANDARD

Ø500mm

FLACHEISENWALZE

Ø500mm

ROHRWALZE

Ø560mm

SCHEIBEN

RANDBLECHE

WARTUNGSFREIE LAGER

OPTIONEN

Ø610mm

SCHEIBEN

ZUSATZ GEWICHT

STRIEGEL VOR UND HINTER DER WALZE


WARTUNGSFREIE LAGER





BELEUCHTUNG

+ No.36



TITANUM KURZSCHEIBENEGGE




MODEL	 M	 pcs	 kg	 KM
250	2,5	20	1250	70-100
300	3,0	24	1400	90-130
400H	4,0	32	2100	140-180
450H	4,5	36	2300	150-190
500H	5,0	40	2600	160-200
600H	6,0	48	2900	180-250
250HP	2,5	20	1450	100-140
300HP	3,0	24	1550	120-160

STANDARD

-  **FLACHEISENWALZE** Ø500mm
-  **ROHRWALZE** Ø500mm
-  **SCHEIBEN** Ø560mm
-  **RANDBLECHE**
-  **WARTUNGSFREIE LAGER**
-  **KÜRZE BALKEN**
LANGE BALKEN

OPTIONEN

-  **SCHEIBEN** Ø610mm
-  **ZUSATZ GEWICHT**
-  **STRIEGEL VOR UND HINTER DER WALZE**
-  **WARTUNGSFREIE LAGER**
-  **BELEUCHTUNG**
-  **+ No. 36**
-  **RANDBLECHE MIT FEDERUNTERSTÜTZUNG NUR 3M MASCHINE**
-  **SCHWERE VERSION Profil □100 anstatt □70**
-  **HYDRAULISCHE-TIEFENVERSTELLUNG**

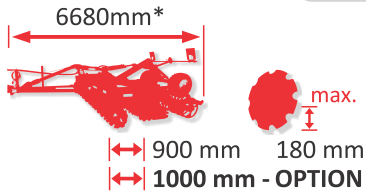
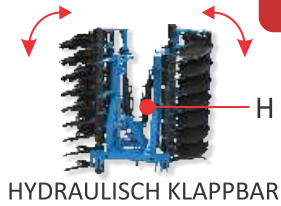




AGRIPOL

TITANUM
KURZSCHEIBENEGGE

FAHRWERK



MODEL	M	pcs	kg	KM
400H	4,0	32	3600	140-180
450H	4,5	36	3800	150-190
500H	5,0	40	4200	160-200
600H	6,0	48	4500	180-250

A STANDARD ▽



FLACHEISENWALZE



ROHRWALZE



SCHEIBEN



RANDBLECHE



WARTUNGSFREIE LAGER



A OPTIONEN +



ZUSATZ GEWICHT



STRIEGEL VOR UND HINTER DER WALZE



WARTUNGSFREIE LAGER



BELEUCHTUNG



+ No.36



FAHRWERK MIT REIFEN



KOTFLÜGEL



SCHWERE VERSION
Profil 100 anstatt 70



REIFEN 500xR17,5



BREMSE




HYDRAULISCHE-TIEFENVERSTELLUNG



OPTIDISC


KURZSCHEIBENEGGE



MODEL	M	pcs	kg	KM
200	2,0	16	1000	60-90
250	2,5	20	1200	70-100
300	3,0	24	1300	90-130
400H	4,0	32	2200	140-180
450H	4,5	36	2400	150-190
500H	5,0	40	2700	180-250



STANDARD



FLACHEISENWALZE

ROHRWALZE

SCHEIBEN



RANDBLECHE

WARTUNGSFREIE LAGER



OPTIONEN




+ No.36

STRIEGEL VOR UND HINTER DER WALZE



WARTUNGSFREIE LAGER



BELEUCHTUNG

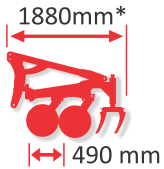




FRONT DISC

KURZSCHEIBENEGGE

MIT MESSERZINKEN




MODEL	M	pcs	kg	KM
250	2,5	18	1000	80-120
300	3,0	22	1200	100-120



STANDARD ▾




MESSERZINKEN



SCHEIBEN



OPTIONEN +



ZUSATZ GEWICHT



BELEUCHTUNG

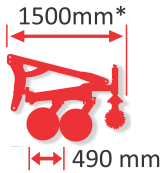




FRONT DISC II

KURZSCHEIBENEGGE


MIT MESSERWALZE




MODEL	M	pcs	kg	KM
250	2,5	18	1100	80-120
300	3,0	22	1200	100-120



STANDARD ▾




MESSERWALZE



SCHEIBEN




OPTIONEN +



ZUSATZ GEWICHT



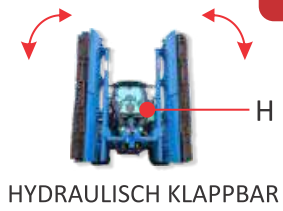
BELEUCHTUNG





DUO CUTTER


MESSERWALZE



MODEL	M	pcs	kg	KM
300	3,0	20	1580	100-160
400H	4,0	26	2000	120-180
450H	4,5	30	2400	130-220
500H	5,0	34	2700	140-250




STANDARD ▾



GERADEMESSER




SCHEIBEN



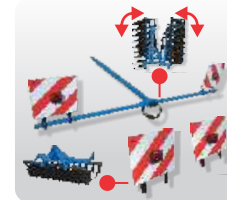
2x ANBAUBOCK




OPTIONEN +



ZUSATZ GEWICHT



BELEUCHTUNG






DUO CUTTER 2G

MESSERWALZE

SPIRALMESSER




HYDRAULISCH KLAPPBAR



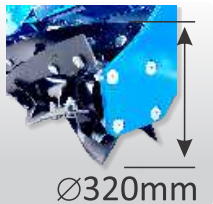
MODEL	M	pcs	kg	KM
300	3,0	48	1100	70-120
600H	6,0	96	2400	140-200



STANDARD ▾



SPIRALMESSER




SCHEIBEN
Ø320mm



OPTIONEN +



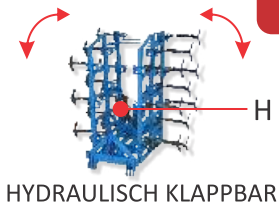
ZUSATZ GEWICHT



BELEUCHTUNG

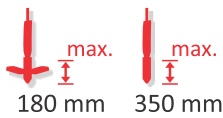
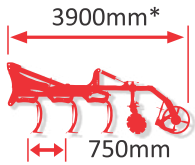


CULTI
GRUBBER




HYDRAULISCH KLAPPBAR


MODEL	M	pcs	kg	KM
260	2,6	8	1300	120-180
300	3,0	10	1400	130-200
400H	4,0	14	2300	180-300
450H	4,5	16	2500	200-360
500H	5,0	18	2700	250-400




A STANDARD ✓



FLACHEISENWALZE



ROHRWALZE



SCHEIBEN




ZINKEN



WARTUNGSFREIE LAGER


A OPTIONEN +




BELEUCHTUNG



HYDRAULISCHE RANDSCHLEIBEN VERSTELLUNG



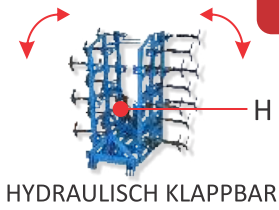
HYDRAULISCHE-TIEFENVERSTELLUNG



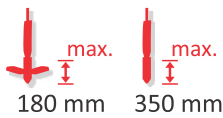
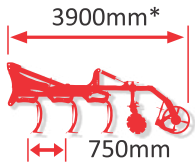
+ No.36



CULTI II
GRUBBER



MODEL	M	pcs	kg	KM
260	2,6	8	1400	120-180
300	3,0	10	1500	130-200
400H	4,0	14	2600	180-300
450H	4,5	16	2800	200-360
500H	5,0	18	3000	250-400



A STANDARD ✓

FLACHEISEN-
WALZE

ROHR-
WALZE

SCHEIBEN

ZINKEN

WARTUNGS-
FREIE
LAGER


A OPTIONEN +

BELEUCH-
TUNG

HYDRAULIS-
CHE
RANDS-
CHEIBEN
VER-
STELLUNG

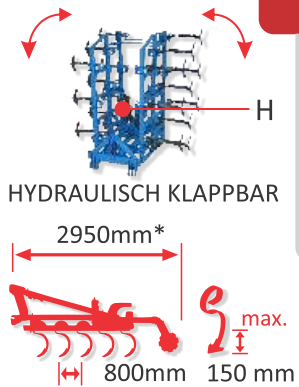
HYDRAULIS-
CHE-
TIEFEN-
VER-
STELLUNG

+ No.36



GRIZ I

GRUBBER



MODEL	M	pcs	kg	KM
260	2,6	6	1000	80-120
300	3,0	7	1100	100-140
400H	4,0	9	1800	150-200
450H	4,5	11	2100	180-250
500H	5,0	11	2400	200-300

STANDARD

Ø500mm

FLACHEISEN WALZE

Ø500mm

ROHRWALZE

Ø460mm

SCHEIBEN

ZINKEN

OPTIONEN

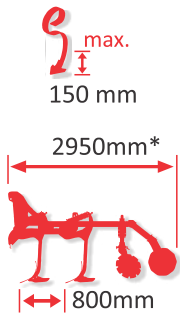
BELEUCHTUNG

+ No.36






GRIZ II
GRUBBER




MODEL	M	pcs	kg	KM
260	2,6	6	1100	80-120
300	3,0	7	1200	100-140


A STANDARD ▾



FLACHEISEN WALZE



ROHRWALZE




SCHEIBEN




SPITZE

A OPTIONEN +



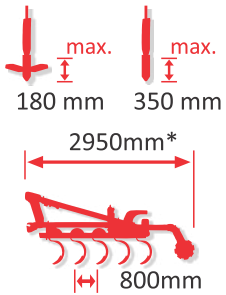
BELEUCHTUNG



+ No.36




GRIZ III
GRUBBER




MODEL	M	pcs	kg	KM
260	2,6	6	1000	80-120
300	3,0	7	1100	100-140


A STANDARD ▽



FLACHEISENWALZE



ROHRWALZE




SCHEIBEN




ZINKEN

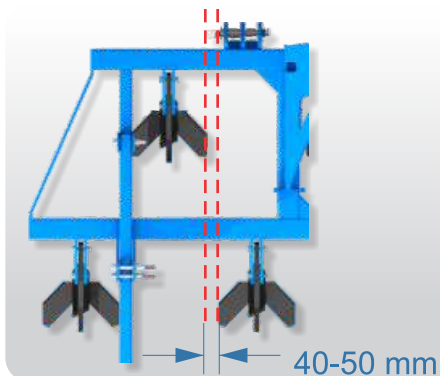
A OPTIONEN +



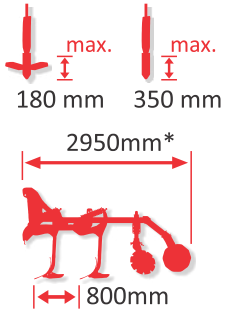
BELEUCHTUNG



+ No.36




GRIZ IV
GRUBBER




MODEL	M	pcs	kg	KM
260	2,6	6	1150	80-120
300	3,0	7	1250	100-140


A STANDARD ▾



FLACHEISEN WALZE




ROHRWALZE




SCHEIBEN

A OPTIONEN +



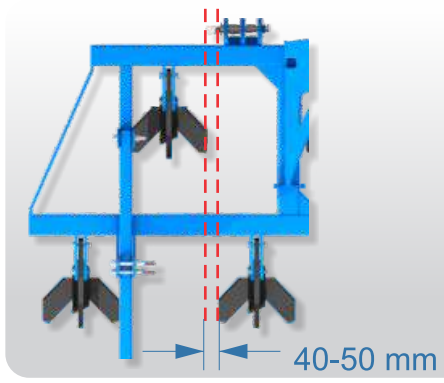
BELEUCHTUNG



+ ➡ No.36



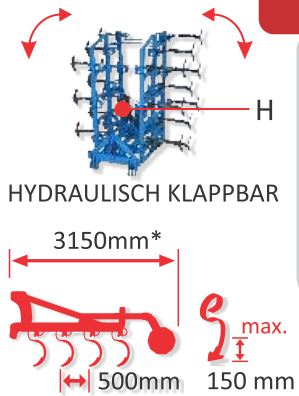
ZINKEN





KOBALT
LEICHTGRUBBER

STANDARD 4 BALKEN



MODEL



9 9 9 9 pcs

kg


KM

MODEL	M	9 9 9 9 pcs	kg	KM
250	2,5	16	1000	60-90
300	3,0	19	1050	80-160
400H2	4,0	26	1600	120-200
450H2	4,5	28	1750	140-240
500H2	5,0	32	1900	160-280
600H4	6,0	38	2200	180-300


H2 - 2 HYDRAULIKZYLINDER
H4 - 4 HYDRAULIKZYLINDER



STANDARD



FLACHEISENWALZE




ROHRWALZE



ZINKEN 70x12



OPTIONEN




BELEUCHTUNG



ZUSTREICHER



STRIEGEL VOR UND HINTER DER WALZE





FAHRWERK



PLANIERSCHILD



TASTRÄDER



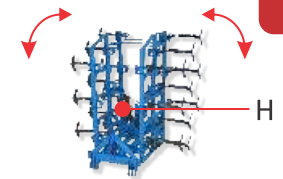
+ No.36



KOBALT

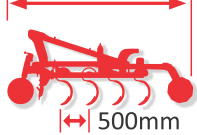
LEICHT GRUBBER

4 BALKIG MIT VERLÄNGERT ANBAUBOCK FÜR PLANIERSCHILD



HYDRAULISCH KLAPPBAR

3800mm*



500mm




max. 150 mm

MODEL	M	pcs	kg	KM
300	3,0	19	1200	80-160
400H2	4,0	26	1700	120-200
450H2	4,5	28	1900	140-240
500H2	5,0	32	2150	160-280
600H4	6,0	38	2500	180-300


H2 - 2 HYDRAULIKZYLINDER
H4 - 4 HYDRAULIKZYLINDER

STANDARD



Ø500mm

FLACHEISENWALZE




Ø500mm

ROHRWALZE




ZINKEN 70x12




+ No.36

OPTIONEN




BELEUCHTUNG



ZUSTREICHER



STRIEGEL VOR UND HINTER DER WALZE




FAHRWERK




PLANIERSCHILD



TASTRÄDER

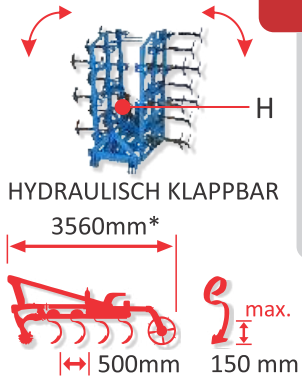




KOBALT

LEICHTGRUBBER

4 BALKIG MIT MESSERWALZE




MODEL	M	pcs	kg	KM
300	3,0	19	1200	80-160
400H2	4,0	26	1700	120-200
450H2	4,5	28	1900	140-240
500H2	5,0	32	2150	160-280
600H4	6,0	38	2500	180-300

H2 - 2 HYDRAULIKZYLINDER
H4 - 4 HYDRAULIKZYLINDER

STANDARD

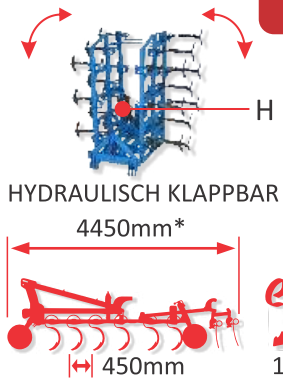


OPTIONEN



KOBALT BIO
LEICHTG RUBBER

6 BALKIG




MODEL	M	pcs	kg	KM
3004T	3,0	24	1100	80-160
400H2 4T	4,0	30	1600	140-180
450H2 6T	4,5	34	1800	160-200
500H2 6T	5,0	38	2000	180-280
600H4 6T	6,0	46	2200	200-300


H2 - 2 HYDRAULIKZYLINDER
H4 - 4 HYDRAULIKZYLINDER

4T - 4 TÄSTRÄDER
6T - 6 TÄSTRÄDER

A STANDARD ▾




FLACHEISENWARZE



ROHRWALZE




ZINKEN 70x12




DOPPEL STRIEGEL

A OPTIONEN +



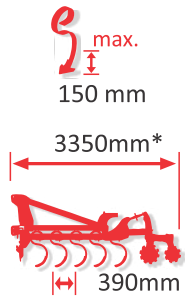
BELEUCHTUNG



+ No.36




SATOR




MODEL	M	pcs	kg	KM
450	4,5	46	1800	130-160
500	5,0	52	2000	160-250

A STANDARD ▾



FLACHEISENWALZE




ROHRWALZE




ZINKEN 45x12

A OPTIONEN +



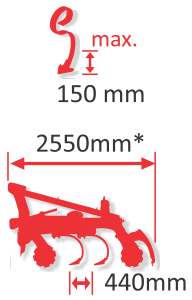

BELEUCHTUNG



+ No.36




KOMPAKT




MODEL	M	pcs	kg	KM
400	4,0	16	2000	140-200
500	5,0	20	2200	180-250


A STANDARD V



FLACHEISENWALZE




ROHRWALZE




ZINKEN 25x25


A OPTIONEN +




BELEUCHTUNG

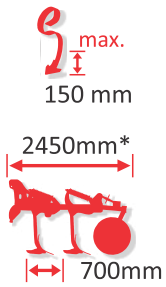


+ No.36






FRONT GRIZ I
GRUBBER



MODEL	M	pcs	kg	KM
260	2,6	6	700	100-160
300	3,0	7	780	140-250

A STANDARD ▾




RANDSCHEIBEN



ZINKEN

A OPTIONEN +







BELEUCHTUNG






FRONT GRIZ II
GRUBBER



MODEL	 M	 pcs	 kg	 KM
260	2,6	6	850	100-160
300	3,0	7	950	140-250



STANDARD ▾



RANDSCHEIBEN



SPITZE



OPTIONEN +



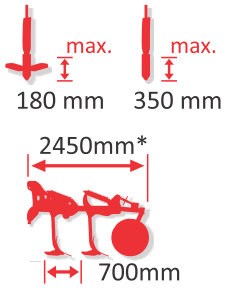
BELEUCHTUNG





FRONT GRIZ III

GRUBBER



MODEL	M	pcs	kg	KM
260	2,6	6	700	100-160
300	3,0	7	780	140-250

MIT SCHERSCHRAUBE

STANDARD



RANDSCHEIBEN



ZINKEN

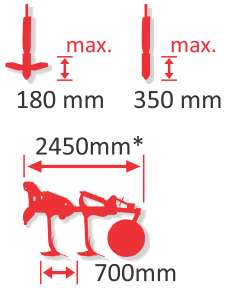
OPTIONEN



BELEUCHTUNG




FRONT GRIZ IV
GRUBBER



MODEL	M	pcs	kg	KM
260	2,6	6	850	100-160
300	3,0	7	950	140-250

MIT FEDERSTEINSICHERUNG

A STANDARD ▾




RANDSCHEIBEN



ZINKEN

A OPTIONEN +

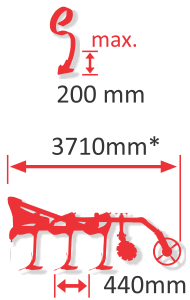


BELEUCHTUNG






LEM GRUBBER




MODEL	M	pcs	kg	KM
260	2,6	11	1300	90-140
300	3,0	13	1400	110-160

A STANDARD ▾



FLACHEISENVALZE



ROHRWALZE




SCHEIBEN




ZINKEN


A OPTIONEN +



BELEUCHTUNG



STRIEGEL



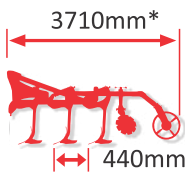
+ ▶ No.36 📄





LEM II
GRUBBER
FEDERSTEINSICHERUNG


max.
200 mm




MODEL	M	pcs	kg	KM
260	2,6	11	1400	90-140
300	3,0	13	1600	110-160




STANDARD ▾



FLACHEISENWARZE



ROHRWARZE




SCHEIBEN




SPITZE




OPTIONEN +



BELEUCHTUNG



STRIEGEL



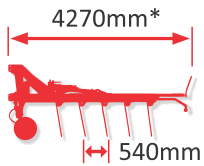
+ No.36





STR

STROHSTRIEGEL




MODEL	M	pcs	kg	KM
480	4,8	40	1600	120-160
600	6,0	50	1900	140-180
700	7,0	60	2200	160-250

MODEL	M	pcs	kg	KM
480	4,8	40	2200	140-180
600	6,0	50	2600	160-200
700	7,0	60	2800	180-250

MIT SCHEIBEN VORNE




STANDARD ▾



ZINKEN



OPTIONEN +



BELEUCHTUNG



SCHEIBEN





V-SUB
TIEFENLOCKERER


MIT SCHERSCHRAUBE SICHERUNG

max.
500 mm




MODEL	M	pcs	kg	KM
300	3,0	6	1200	180-250


A STANDARD V



FLACHEISENWALZE



ROHRWALZE



SPITZE


A OPTIONEN +



BELEUCHTUNG



TASTRÄDER

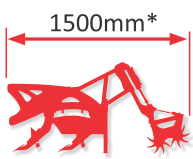






+ No.36



GRIZZLY
TIEFENLOCKERER


e max.
550 mm




MODEL	 M	 pcs	 kg	 KM
200	2,0	5	1800	150-200
250	2,5	6	2000	150-250
300	3,0	7	2200	180-300



STANDARD ▾



RANDBLECHE



ROHRWALZE



OPTIONEN +



BELEUCHTUNG



TERRA
TIEFENLOCKERER



MODEL	M	pcs	kg	KM
300	3,0	6	1500	180-250
400	4,0	8	2000	200-300

A STANDARD ▾

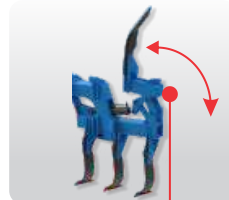


HYDRAULIK
KLAPBAR



ZINKEN

A OPTIONEN +



HYDRAULISCHE
ZINKEN





TERRA PLOW
TIEFENLOCKERER



MODEL	M	pcs	kg	KM
300	3,0	4	1000	160-250

A STANDARD ▾



ZINKEN

A OPTIONEN +





TUZO

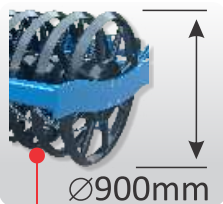
FRONT WALZE



MODEL	M	pcs	kg	KM
250	2,5	16	900	90-140
300	3,0	19	1000	100-160
250A,B,C	2,5	16	1000	90-140
300A,B,C	3,0	19	1100	100-160



STANDARD ▾




DACHRINGWALZE



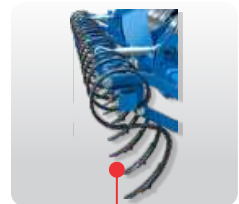
OPTIONEN +




ZINKEN A



ZINKEN B



ZINKEN C



BELEUCHTUNG





TUZO 2G

FRONT WALZE




MODEL	M	pcs	kg	KM
250	2,5	16	1000	90-140
300	3,0	20	1100	100-160
250A	2,5	16	1100	90-140
300A	3,0	20	1200	100-160

A - (MIT MESSERZINKEN)



STANDARD ▾




STAHLINGWALZE



OPTIONEN +



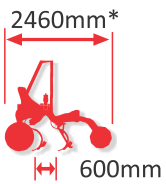
BELEUCHTUNG







ZINKEN A



INP GÜLLEINJEKTOREN



MODEL	 M	 pcs	 kg	 KM
570	5,7	17	1500	180-280
630	6,3	21	1900	220-360




STANDARD ▾



TASTRÄDER



ZINKEN 150x10
VIBROFLEX




3 UND 4 PUNKT
ANBAUBOCK




OPTIONEN +



BELEUCHTUNG



STRIEGEL







+  No.36 





EKON
ROLLHACKE



MODEL	 M	 pcs	 kg	 KM
600	6,0	64	1600	150-200
750	7,5	80	1900	160-260



STANDARD ▾



TASTRÄDER



**HYDRAULISCHE
REGULIERUNG**




OPTIONEN +



BELEUCHTUNG



WALZEN




DACHRINGWALZE

▲ 120 kg/m Ø 600mm




STAHLRINGWALZE

▲ 220 kg/m Ø 600mm




U-RINGWALZE

▲ 140 kg/m Ø 600mm




FEDERWALZE

▲ 120 kg/m Ø 540mm




FEDERWALZE STRONG

160 kg/m Ø 560mm



GUMMIWALZE

▲ 180 kg/m Ø 500mm




PACKERWALZE

▲ 150 kg/m Ø 480mm



ROHRWALZE

▲ 70 kg/m Ø 500mm
100 kg/m Ø 600mm




FLACHEISENWALZE

▲ 70 kg/m Ø 500mm
100 kg/m Ø 600mm




DOPPELWALZEN

AUFPREIS




DACHRINGWALZE

▲ 170 kg/m Ø 600 mm




U-RINGWALZE

▲ 190 kg/m Ø 600 mm




FEDERWALZE

▲ 160 kg/m Ø 540 mm




**FEDERWALZE
STRONG**

▲ 200 kg/m Ø 560 mm



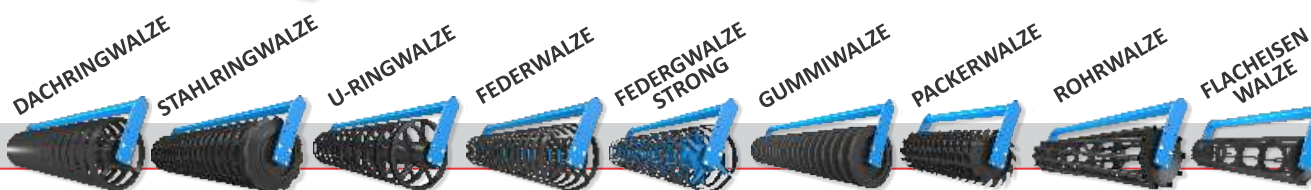
**ROHRWALZE MIT
FLACHEISEN**

▲ 150 kg/m Ø 500/400




**MESSERZINKEN
BEI DACHRINGWALZE,
FEDERWALZE, U-RINGWALZE**

WALZEN



	DACHRINGWALZE	STAHLRINGWALZE	U-RINGWALZE	FEDERWALZE	FEDERWALZE STRONG	GUMMIWALZE	PACKERWALZE	ROHRWALZE	FLACHEISEN WALZE
BLUE POWER	•	•	•	•	•	•	•	•	•
TITANUM	•	•	•	•	•	•	•	•	•
TITANUM II	•	•	•	•	•	•	•	•	•
OPTIDISC	•	•	•	•	•	•	•	•	•
CULTI	•	•	•	•	•	•	•	•	•
CULTI II	•	•	•	•	•	•	•	•	•
GRIZ	•	•	•	•	•	•	•	•	•
GRIZ II	•	•	•	•	•	•	•	•	•
GRIZ III	•	•	•	•	•	•	•	•	•
GRIZ IV	•	•	•	•	•	•	•	•	•
KOBALT 4B STANDARD	•	•	•	•	•	•	•	•	•
KOBALT 4B MIT PLANIERSCHILD	•	•	•	•	•	•	•	•	•
KOBALT 4B MIT MESSERWALZE	•	•	•	•	•	•	•	•	•
KOBALT 6B BIO	•	•	•	•	•	•	•	•	•
LEM	•	•	•	•	•	•	•	•	•
LEM II	•	•	•	•	•	•	•	•	•
V-SUB	•	•	•	•	•	•	•	•	•



DOPPELWALZEN

AUFPREIS

DACHRINGWALZE

U-RINGWALZE

FEDERWALZE

FEDERGWALZE
STRONG

ROHRWALZE MIT
FLACHEISEN



BLUE POWER



•

•

•

•

•

TITANUM



•

•

•

•

•

TITANUM II



•

•

•

•

•

CULTI



•

•

•

•

•

CULTI II



•

•

•

•

•

KOBALT 4B STANDARD



•

KOBALT 4B MIT PLANIERSCHILD



•

KOBALT 4B MIT MESSERWALZE




•




ZUBEHÖR



REIFEN 500xR17,5



MESSERZINKEN
BEI DACHRINGWALZE,
FEDERWALZE, U-RINGWALZE



SCHEIBEN

Ø610mm



GEWICHT NUR FÜR
SCHEIBENEGGE



TASTRÄDER FÜR KOBALT



BREMSE




BELEUCHTUNG FÜR
HYDRAULISCHKLAPPBARE
MASCHINEN



BELEUCHTUNG FÜR
STANDARD MASCHINEN


SCHARE



**CULTI
MIT STANDARD**



STANDARD



OPTION 1



OPTION 2



OPTION 3



**KOBALT
ZINKEN**



STANDARD 1



STANDARD 2



OPTION 1



OPTION 2



**LEM
MIT STANDARD**



STANDARD



OPTION



**LEM
MIT OPTION**



Góry
Parcela 7A
98-420 Sokolniki
Poland

 agripol.eu