




Hersteller von Landmaschinen

KATALOG




KURZSCHEIBENEGGE

BLUE POWER


1 



TITANIUM


 2

TITANIUM FAHRWERK


3 



TITANIUM II FAHRWERK


 4

TITANIUM III FAHRWERK RÄDER IN DER MITTE


5 




OPTIDISC


 6

FRONT OPTIDISC


7 




DISC CUTTER

 8

FRONT DISC

9 



FRONT DISC II

 10


MESSERWALZE

DUO CUTTER


11 



DUO CUTTER 2G MESSERWALZE

 12


DUO CUTTER 2G MIT WALZE

13 




GRUBBER

CULTI II

15 



CULTI II FAHRWERK


 16

LEM

17 



LEM II


 18

GRIZ I

19 




GRIZ II

 20


* Der Hersteller behält sich das Recht vor, Änderungen an der Konstruktion der Maschinen vorzunehmen


GRIZ III

21 




GRIZ IV

 22




FRONT GRIZ I

23 




FRONT GRIZ II

 24




FRONT GRIZ III

25 




FRONT GRIZ IV

 26




FRONTWALZE

TUZO

27 




TUZO GUSSEISEN DACHRINGWALZE

 28





TUZO 2G

29 



TUZO 3G PRISMATISCHE WALZE

 30




LEICHTGRUBBER


KOBALT 4B STANDARD

31 




KOBALT 4B MIT MESSERWALZE

 32





KOBALT 6B BIO

33 




TILLER

 34





SATOR

35 




KOMPAKT

 36




KOMPAKT II

37 




TIEFENLOCKERER


V-SUB

 38



V-SUB II

39 




DISC SUB


 40



** Die angegebenen Maße sind Vorschauwerte und können leicht abweichen je nach Modell der Maschine


TERRA


41 




MEIßELPFLUG

GRIZZLY

43 



INP II DISC INJECTOR

45 



ROLLHACKE


EKON


47 



SILO WALZE


SILO CORN

49 



DOPPELWALZEN

51 



SCHARE

55 



TERRA PLOW

 42



GÜLLEGRUBBER


INP


 44



STROHSTRIEGEL


STR

 46




LADER


BALLENLADER

 48





WALZEN

 50



ZUBEHÖR

 54




BLUE POWER

KURZSCHEIBENEGGE

HYDROPACK



HP



H

HYDRAULISCH KLAPPBAR

2260mm*



max.
180 mm


800 mm

1000 mm - OPTION

MODEL	M	pcs	kg	HP
250	2,5	20	1150	70-100
300	3,0	24	1350	90-110
400H	4,0	32	1900	110-130
450H	4,5	36	2200	130-160
500H	5,0	40	2500	140-170
600H	6,0	48	2700	160-200
250HP	2,5	20	1350	100-140
300HP	3,0	24	1450	120-160




STANDARD V




Ø500mm

FLACHEISENWALZE



Ø500mm

ROHRWALZE



Ø560mm


SCHEIBEN



RANDBLECHE



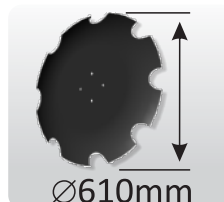
WARTUNGSFREIE
LAGER



HYDRAULISCH
VERRIEGELUNG



OPTIONEN +




Ø610mm

SCHEIBEN



2x180kg


ZUSATZ GEWICHT




STRIEGEL



WARTUNGSFREIE
LAGER




BELEUCHTUNG




+ No.50





AGRIPOL

TITANUM
KURZSCHEIBENEGGE




MODEL	M	pcs	kg	HP
250	2,5	20	1250	80-110
300	3,0	24	1400	90-130
400H	4,0	32	2100	140-180
450H	4,5	36	2300	150-190
500H	5,0	40	2600	190-250
550H	5,5	44	2800	200-260
600H	6,0	48	2900	220-350
250HP	2,5	20	1450	100-140
300HP	3,0	24	1550	140-160

STANDARD



OPTIONEN








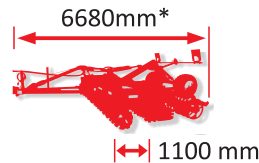
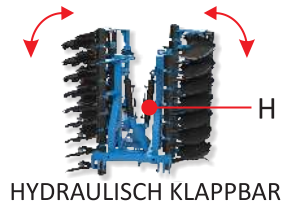


AGRIPOL

TITANUM
KURZSCHEIBENEGGE

FAHRWERK

MODEL	 M	 pcs	 kg	 HP
400H	4,0	32	3600	140-180
450H	4,5	36	3800	150-190
500H	5,0	40	4200	160-250
600H	6,0	48	4500	200-350



STANDARD V



Ø500mm

FLACHEISEN WALZE



Ø500mm

ROHRWALZE



Ø560mm

SCHEIBEN



RANDBLECHE



WARTUNGSFREIE LAGER



400/60/R15,5

FAHRWERK



OPTIONEN +



Ø610mm

SCHEIBEN



BREMSE



STRIEGEL



WARTUNGSFREIE LAGER



BELEUCHTUNG



+ No.50



400/60/R15,5

TASTRÄDER



KOTFLÜGEL



500/50/R17

FAHRWERK



HYDRAULISCHE-TIEFENVERSTELLUNG




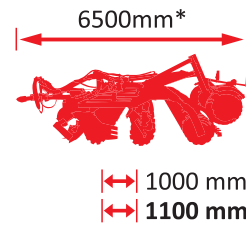
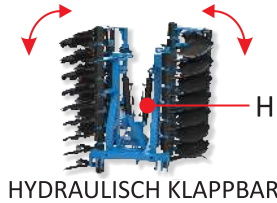
SCHWERE VERSION PROFIL □100mm




TITANIUM II
KURZSCHEIBENEGGE

FAHRWERK


MODEL	M	pcs	kg	HP
500H	5,0	40	5900	180-300
600H	6,0	48	6500	210-410




STANDARD V



FLACHEISENWALZE



ROHRWALZE



SCHEIBEN



RANDBLECHE



WARTUNGSFREIE LAGER



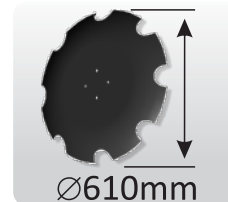
FAHRWERK




MESSERWALZE




OPTIONEN +



SCHEIBEN



BREMSE




STRIEGEL



WARTUNGSFREIE LAGER



BELEUCHTUNG



+ No.50



TASTRÄDER



KOTFLÜGEL




FAHRWERK



HYDRAULISCHE-TIEFENVERSTELLUNG



SCHWERE VERSION PROFIL □100mm


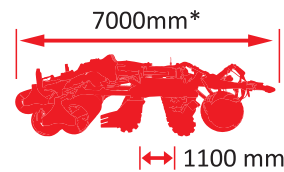
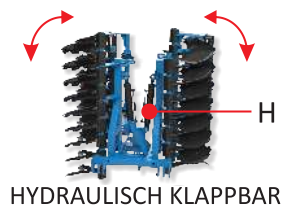


AGRIPOL

TITANIUM III
KURZSCHEIBENEGGE

FAHRWERK RÄDER IN DER MITTE

MODEL	M	pcs	kg	HP
450	4,5	36	4800	130-160
500H	5,0	40	5100	180-300
600H	6,0	48	5500	210-410





STANDARD ✓

FLACHEISENWALZE Ø500mm	ROHRWALZE Ø500mm	SCHEIBEN Ø560mm
RANDBLECHE	WARTUNGSFREIE LAGER	FAHRWERK 500/50/R17


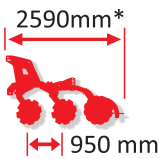
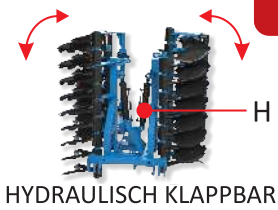
OPTIONEN +

SCHEIBEN Ø610mm	BREMSE	STRIEGEL
WARTUNGSFREIE LAGER SKF	BELEUCHTUNG	+ No.50
TASTRÄDER 400/60/R15,5	FAHRWERK 550/45/R22,5	MESSERWALZE
HYDRAULISCHE-TIEFENVERSTELLUNG	SCHWERE VERSION PROFIL □100mm	






OPTIDISC
KURZSCHEIBENEGGE




MODEL	M	pcs	kg	HP
200	2,0	16	1000	60-90
250	2,5	20	1200	70-100
300	3,0	24	1300	90-130
400H	4,0	32	2200	140-180
450H	4,5	36	2400	150-190
500H	5,0	40	2700	180-250


STANDARD ✓



FLACHEISENWALZE



ROHRWALZE



SCHEIBEN




RANDBLECHE




WARTUNGSFREIE LAGER


OPTIONEN +



BELEUCHTUNG



STRIEGEL



+ No.50







WARTUNGSFREIE LAGER



AGRIPOL

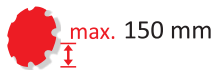
FRONT OPTIDISC
KURZSCHEIBENEGGE



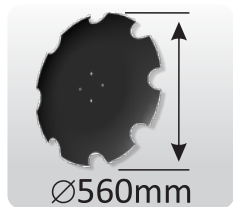
MODEL	 M	 pcs	 kg	 HP
250	2,5	18	1200	80-120
300	3,0	22	1350	100-120



750 mm



STANDARD V



Ø560mm

SCHEIBEN




**WARTUNGSFREIE
LAGER**



TASTRÄDER



OPTIONEN +



BELEUCHTUNG



**WARTUNGSFREIE
LAGER**

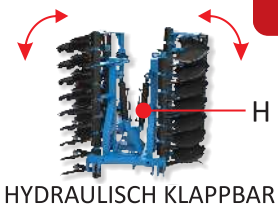



RANDBLECHE



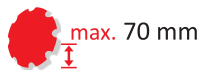
DISC CUTTER

KURZSCHEIBENEGGE




MODEL	M	pcs	kg	HP
400H	4,0	32	2100	150-250
400H A	4,0	32	3200	180-300
500H	5,0	40	2400	180-300
500H A	5,0	40	3500	220-360

A - MESSERWALZE 350mm



STANDARD V




FLACHEISENROLLE Ø500mm ROHRROLLE Ø500mm SCHEIBEN 440MM



WARTUNGSFREIE LAGER HYDRAULISCH VERRIEGELUNG


OPTIONEN +



SCHEIBEN 510MM BELEUCHTUNG STRIEGEL



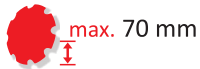
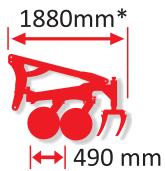
WARTUNGSFREIE LAGER MESSERROLLE Ø350mm HYDRAULISCHE-TIEFENVERSTELLUNG



FAHRWERK + No.50



FRONT DISC
KURZSCHEIBENEGGE
MIT MESSERZINKEN



MODEL	M	pcs	kg	HP
250	2,5	18	1000	80-150
300	3,0	22	1200	100-120



STANDARD ✓



MESSERZINKEN



Ø520mm
SCHEIBEN



OPTIONEN +



2x180kg
ZUSATZ GEWICHT



BELEUCHTUNG



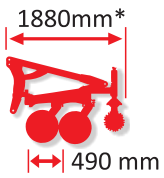
FRONTBOARD





FRONT DISC II


KURZSCHEIBENEGGE
MIT MESSERWALZE




MODEL	M	pcs	kg	HP
250	2,5	18	1100	80-150
300	3,0	22	1200	100-200



STANDARD V



MESSERWALZE



SCHEIBEN





OPTIONEN +



ZUSATZ GEWICHT



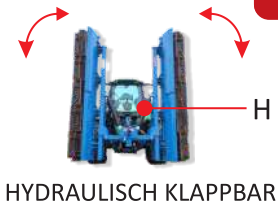
BELEUCHTUNG





DUO CUTTER

MESSERWALZE



MODEL	M	pcs	pcs	kg	HP
300	3,0	40	20	1580	100-160
400H	4,0	60	27	2000	120-180
450H	4,5	60	30	2400	130-220
500H	5,0	80	34	2700	140-250


STANDARD V



SPIRALMESSER



SCHEIBEN




2x ANBAUBOCK

OPTIONEN +



ZUSATZ GEWICHT



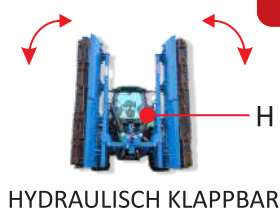
BELEUCHTUNG









AGRIPOL

DUO CUTTER 2G
MESSERWALZE



MODEL	 M	 pcs	 kg	 HP
300	3,0	48	1100	70-120
400H	4,0	72	1500	100-140
450H	4,5	72	1650	120-160
600H	6,0	96	2400	140-200



STANDARD ▾




SPIRALMESSER



OPTIONEN +




ZUSATZ GEWICHT



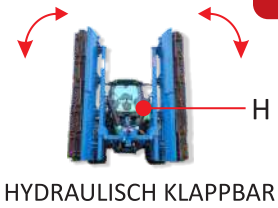
BELEUCHTUNG





AGRIPOL

DUO CUTTER 2G
MIT WALZE



MODEL	M	pcs	kg	HP
300	3,0	48	1900	100-180
400H	4,0	72	2400	140-200
450H	4,5	72	2650	150-250
600H	6,0	96	3600	200-300



A STANDARD V



SPIRALMESSER




PRISMATISCHE WALZE


A OPTIONEN +



ZUSATZ GEWICHT



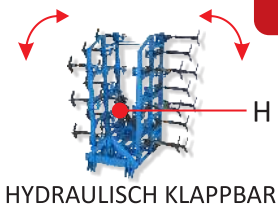
BELEUCHTUNG



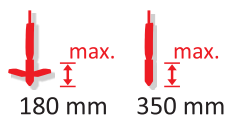
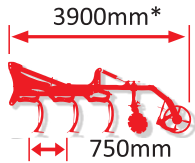
+ No.50



CULTI GRUBBER



MODEL	M	pcs	kg	HP
260	2,6	8	1300	120-180
300	3,0	10	1400	130-250
400H	4,0	14	2300	180-300
450H	4,5	16	2500	200-360
500H	5,0	18	2700	250-400



STANDARD V



Ø500mm

FLACHEISENWALZE



Ø500mm

ROHRWALZE



Ø460mm

SCHEIBEN



ZINKEN



WARTUNGSFREIE LAGER



HYDRAULISCH VERRIEGELUNG

OPTIONEN +



BELEUCHTUNG



HYDRAULISCHE RANDSCHLEIBEN VERSTELLUNG



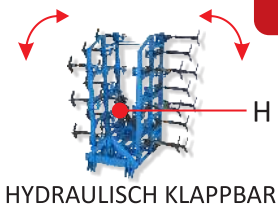
HYDRAULISCHE-TIEFENVERSTELLUNG







+ No.50

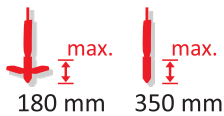
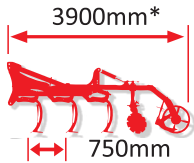


CULTI II
GRUBBER



HYDRAULISCH KLAPPBAR

MODEL	 M	 pcs	 kg	 HP
260	2,6	8	1400	120-180
300	3,0	10	1500	130-250
400H	4,0	14	2600	200-300
450H	4,5	16	2800	200-360
500H	5,0	18	3000	250-400



A STANDARD V



Ø500mm

FLACHEISEN WALZE



Ø500mm

ROHRWALZE



Ø460mm

SCHEIBEN



ZINKEN



WARTUNGSFREIE LAGER



HYDRAULISCH VERRIEGELUNG

A OPTIONEN +



BELEUCHTUNG



HYDRAULISCHE RANDSCHLEIBEN VERSTELLUNG



HYDRAULISCHE-TIEFENVERSTELLUNG



+ No.50

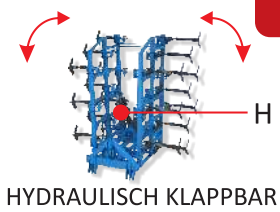




CULTI II

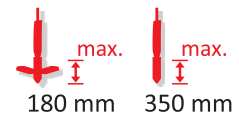
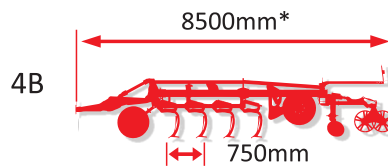
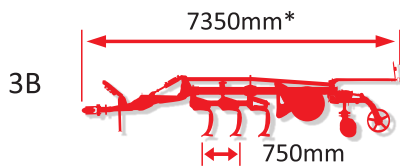
GRUBBER

FAHRWERK




MODEL	M	pcs	kg	HP
400H 3B	4,0	14	4500	180-250
400H 4B	4,0	16	4800	210-300
500H 3B	5,0	18	4900	250-350
500H 4B	5,0	20	5200	280-400

3B- 3 Reihen Zinken
4B- 4 Reihen Zinken




STANDARD


OPTIONEN




FLACHEISENWALZE



ROHRWALZE




SCHEIBEN



BELEUCHTUNG



HYDRAULIKSCHLOSS



HYDRAULISCHE-TIEFENVERSTELLUNG



ZINKEN




WARTUNGSFREIE LAGER



FAHRWERK




BREMSE




+ No.50



TASTRÄDER



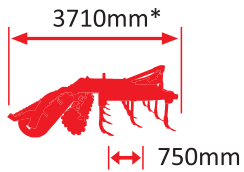
ÖLMENGEN VERTEILER



LEM
GRUBBER




max.
200 mm




MODEL	M	pcs	kg	HP
260	2,6	11	1300	90-140
300	3,0	13	1400	110-200

A STANDARD V




Ø500mm

FLACHEISEN-
WALZE



Ø500mm

ROHRWALZE



Ø460mm

SCHEIBEN



SCHERSCHRAUBEN
SICHERUNG




STANDARD


A OPTIONEN +



BELEUCHTUNG



STRIEGEL



+ No.50



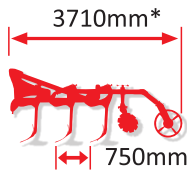
OPTION



LEM II
GRUBBER




s_{max.}
200 mm




MODEL	M	pcs	kg	HP
260	2,6	11	1400	90-140
300	3,0	13	1600	110-200



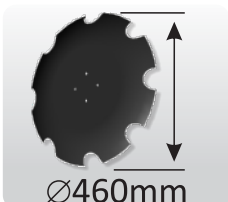
STANDARD ▽



FLACHEISENWALZE



ROHRWALZE



SCHEIBEN



SPITZE




STANDARD




OPTIONEN +



BELEUCHTUNG



STRIEGEL



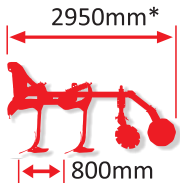
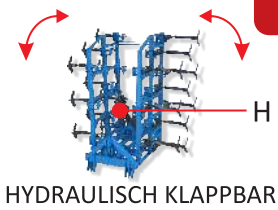
+ No.50



OPTION




GRIZ I
GRUBBER




MODEL	M	pcs	kg	HP
260	2,6	6	1000	80-120
300	3,0	7	1100	100-140
400H	4,0	9	1800	150-200
450H	4,5	11	2100	180-250
500H	5,0	11	2400	200-300

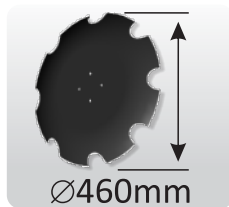
STANDARD



FLACHEISENWALZE



ROHRWALZE




SCHEIBEN




ZINKEN

OPTIONEN



BELEUCHTUNG



+ No.50



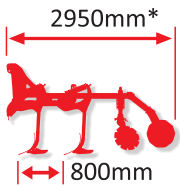
AGRIPOL

GRIZ II
GRUBBER




s max.
150 mm


MODEL	M	pcs	kg	HP
260	2,6	6	1100	80-120
300	3,0	7	1200	100-140




STANDARD ▽



FLACHEISEN WALZE



ROHR WALZE



SCHEIBEN




SPITZE



OPTIONEN +



BELEUCHTUNG

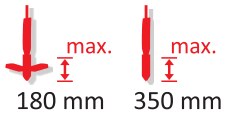


+ No.50

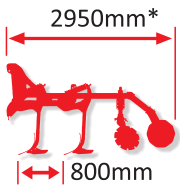





GRIZ III
GRUBBER




MODEL	M	pcs	kg	HP
260	2,6	6	1000	80-120
300	3,0	7	1100	100-140




STANDARD ▾



FLACHEISENWALZE



ROHRWALZE




SCHEIBEN



OPTIONEN +



BELEUCHTUNG



+ No.50

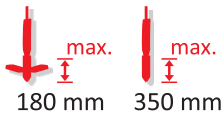


ZINKEN

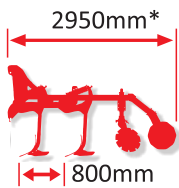





GRIZ IV
GRUBBER




MODEL	M	pcs	kg	HP
260	2,6	6	1150	80-120
300	3,0	7	1250	100-140




STANDARD ▽



FLACHEISENWALZE



ROHRWALZE



SCHEIBEN




ZINKEN



OPTIONEN +



BELEUCHTUNG




+ No.50



AGRIPOL

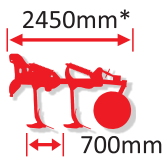
FRONT GRIZ I

GRUBBER




s_{max.}
150 mm

MODEL	M	pcs	kg	HP
260	2,6	6	700	100-160
300	3,0	7	780	140-250



STANDARD V



RANDSCHEIBEN



ZINKEN



TASTRÄDER



OPTIONEN +



BELEUCHTUNG



SPIEGEL





FRONT GRIZ II
GRUBBER


s_{max}
150 mm

2100mm*
700mm

MODEL	M	pcs	kg	HP
260	2,6	6	850	100-160
300	3,0	7	950	140-250



STANDARD ▽



RANDSCHEIBEN



ZINKEN



TASTRÄDER




OPTIONEN +



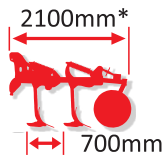
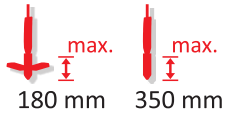
BELEUCHTUNG



SPIEGEL




FRONT GRIZ III
GRUBBER



MODEL	M	pcs	kg	HP
260	2,6	6	700	100-160
300	3,0	7	780	140-250



STANDARD V



RANDSCHEIBEN



ZINKEN



TASTRÄDER



OPTIONEN +



BELEUCHTUNG

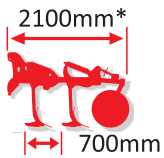
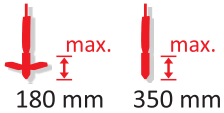


SPIEGEL



AGRIPOL


FRONT GRIZ IV
GRUBBER



MODEL	M	pcs	kg	HP
260	2,6	6	850	100-160
300	3,0	7	950	140-250



STANDARD ✓



RANDSCHEIBEN



ZINKEN



TASTRÄDER



OPTIONEN +



BELEUCHTUNG



SPIEGEL





TUZO

FRONTWALZE
DACHRINGWALZE




MODEL	M	pcs	kg	HP
250	2,5	16	900	90-140
300	3,0	18	1000	100-180
250A,B,C	2,5	16	1000	90-140
300A,B,C	3,0	18	1100	100-180

A - MESSERZINKEN
B - ZINKEN 32x12
C - ZINKEN TYP S 32x12



STANDARD V




CAMPBELL
WALZE



OPTIONEN +



OPTION A



OPTION B



OPTION C



BELEUCHTUNG



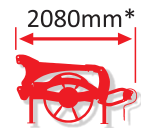
FRONTBOARD



TUZO

FRONTWALZE

GUSSEISEN DACHRINGWALZE



MODEL	M	pcs	kg	HP
250	2,5	16	1450	90-140
300	3,0	18	1650	100-180
250A,B,C	2,5	16	1550	90-140
300A,B,C	3,0	18	1750	100-180

- A - MESSERZINKEN
- B - ZINKEN 32x12
- C - ZINKEN TYP S 32x12



STANDARD V



CAMPBELL
WALZE



OPTIONEN +



OPTION A



OPTION B



OPTION C



BELEUCHTUNG



FRONTBOARD









TUZO 2G

FRONTWALZE




MODEL	 M	 pcs	 kg	 HP
250	2,5	16	1000	90-140
300	3,0	20	1100	100-160
250A,B,C	2,5	16	1100	90-140
300A,B,C	3,0	20	1200	100-160

A - MESSERZINKEN
 B - ZINKEN 32x12
 C - ZINKEN TYP S 32x12



STANDARD V



STAHLRINGWALZE



OPTIONEN +



OPTION A



OPTION B



OPTION C



BELEUCHTUNG



FRONTBOARD

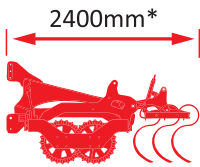




TUZO 3G

FRONTWALZE

PRISMATISCHE WALZE



MODEL	M	pcs	kg	HP
250	2,5	23	1100	90-140
300	3,0	27	1250	100-160
250A,B,C	2,5	23	1200	90-140
300A,B,C	3,0	27	1350	100-160

- A - MESSERZINKEN
- B - ZINKEN 32x12
- C - ZINKEN TYP S 32x12



STANDARD V



Ø560mm

PRISMATISCH
DOPPELWALZE



OPTIONEN +



OPTION A



OPTION B



OPTION C



BELEUCHTUNG

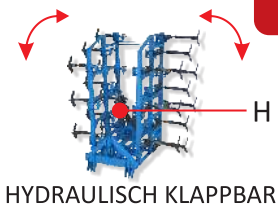


RANDBLECHE

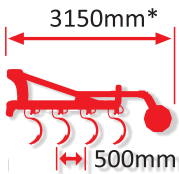


KOBALT
LEICHTGRUBBER

STANDARD 4 BALKEN



HYDRAULISCH KLAPPBAR




MODEL	M	pcs	kg	HP
250	2,5	16	1000	60-90
300	3,0	19	1050	80-160
400H2	4,0	26	1600	120-200
450H2	4,5	28	1750	140-240
500H2	5,0	32	1900	160-280
600H4	6,0	38	2200	180-300




H2 - 2 HYDRAULIKZYLINDER
H4 - 4 HYDRAULIKZYLINDER



STANDARD ▽



FLACHEISENWALZE



ROHRWALZE




ZINKEN 70x12



STANDARD 1




STANDARD 2



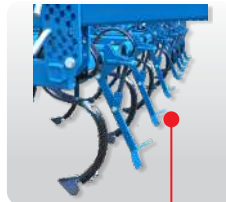
HYDRAULISCH VERRIEGELUNG




OPTIONEN +




BELEUCHTUNG




ZUSTREICHER



STRIEGEL



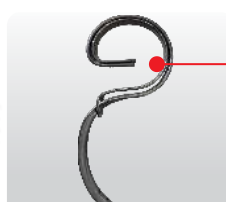

FAHRWERK




PLANIERSCHILD



TASTRÄDER




VERSTÄRKTE ZINKEN



+ No.50



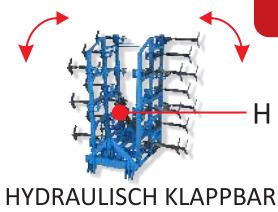
OPTION 1 OPTION 2



KOBALT

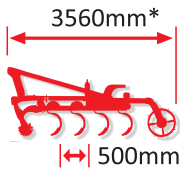
LEICHTGRUBBER

4 BALKIG MIT MESSERWALZE



MODEL	M	pcs	kg	HP
300	3,0	19	1300	80-160
400H2	4,0	26	1900	120-200
450H2	4,5	28	2100	140-240
500H2	5,0	32	2300	160-280
600H4	6,0	38	2700	180-300

H2 - 2 HYDRAULIKZYLINDER
H4 - 4 HYDRAULIKZYLINDER



STANDARD

- FLACHEISENWALZE (Ø500mm)
- ROHRWALZE (Ø500mm)
- ZINKEN 70x12
- STANDARD 1
- STANDARD 2
- HYDRAULISCH VERRIEGELUNG

OPTIONEN

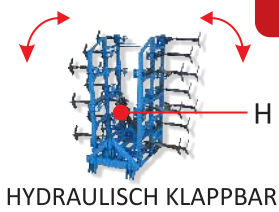
- BELEUCHTUNG
- MESSERWALZE
- + No.50
- FAHRWERK
- VERSTÄRKTE ZINKEN
- OPTION 1
- OPTION 2



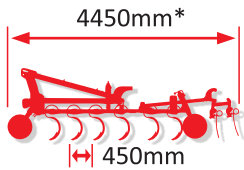


KOBALT BIO
LEICHTGRUBBER

6 BALKIG



HYDRAULISCH KLAPPBAR




MODEL	M	pcs	kg	HP
3004T	3,0	24	1100	80-160
400H2 4T	4,0	30	1600	140-180
450H2 6T	4,5	34	1800	160-200
500H2 6T	5,0	38	2000	180-280
600H4 6T	6,0	46	2200	200-300

H2 - 2 HYDRAULIKZYLINDER
H4 - 4 HYDRAULIKZYLINDER

4T - 4 TASTRÄDER
6T - 6 TASTRÄDER



A STANDARD V **A OPTIONEN +**




DOPPEL STRIEGEL



ZINKEN 70x12



STANDARD 1



BELEUCHTUNG




OPTION 1



OPTION 2



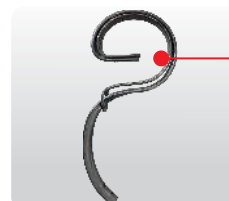
TASTRÄDER




HYDRAULISCH VERRIEGELUNG



STANDARD 2



VERSTÄRKT ZINKEN

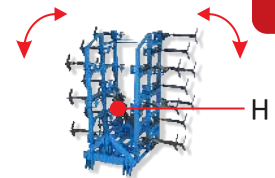


AGRIPOL

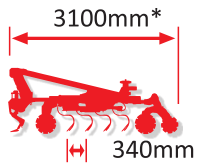


TILLER
LEICHTGRUBBER

4 BALKIG



HYDRAULISCH KLAPPBAR



MODEL	M	pcs	kg	HP
500H	5,0	48	2600	160-210
600H	6,0	64	3100	180-300



STANDARD ✓



OPTIONEN +



Ø380/320mm


DOPPLEWALZEN



PLANIERSCHILD



ZINKEN 32x12



BELEUCHTUNG



SPURLOCKERER



VERSTÄRKTE ZINKEN TYP "S"



HYDRAULISCH VERRIEGELUNG



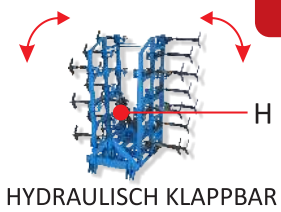
ZINKEN TYP „S“ 32X12



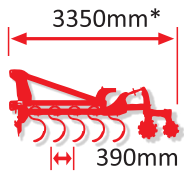


SATOR
LEICHTGRUBBER

5 BALKIG



HYDRAULISCH KLAPPBAR



MODEL	M	pcs	kg	HP
300	3,0	28	1200	90-120
400H	4,0	40	1900	130-150
450H	4,5	46	2000	130-160
500H	5,0	52	2200	160-250
600H	6,0	62	2600	180-270



STANDARD




DOPPLEWALZEN



ZINKEN 45x12




PLANIERSCHILD



HYDRAULISCH VERRIEGELUNG

OPTIONEN



BELEUCHTUNG



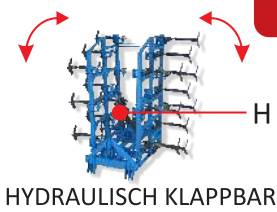

FRONTBOARD



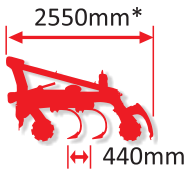
VERSTÄRKTE ZINKEN TYP "S"




KOMPAKT
LEICHTGRUBBER




MODEL	M	pcs	kg	HP
300	3,0	12	1800	120-180
400H	4,0	16	2000	140-200
500H	5,0	20	2200	180-250



A STANDARD V



FLACHEISENWALZE




ROHRWALZE




ZINKEN 25x25


A OPTIONEN +




BELEUCHTUNG




CROSSKILLWALZE



PLANIERSCHILD



PLANIERSCHILD



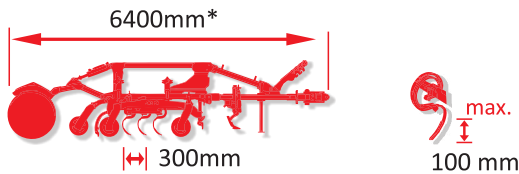
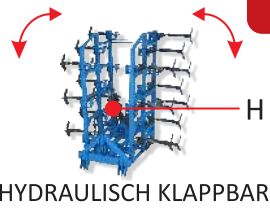
HYDRAULISCH
VERRIEGELUNG





KOMPAKT II
LEICHTGRUBBER

MODEL	M	pcs	kg	HP
400H	4,0	26	2600	140-200
500H	5,0	32	3200	180-250



STANDARD V

- FLACHEISENWALZE (Ø400mm)
- ROHRWALZE (Ø400mm)
- ZINKEN TYP „S“ 32X12
- HYDRAULISCH VERRIEGELUNG
- FAHRWERK (400/60/R15,5)
- PLANIERSCHILD

OPTIONEN +

- BELEUCHTUNG
- ZINKEN 32x12
- FRONTBOARD
- CROSKILL WALZE (Ø375mm)
- SPURLOCKERER
- VERSTÄRKTE ZINKEN TYP "S"
- FAHRWERK (500/50/R17)
- STANDARD 1



AGRIPOL

V-SUB
TIEFENLOCKERER

MIT SCHERSCHRAUBE SICHERUNG

max.
550 mm

MODEL



3,0 M



pcs

6



kg

1200



HP


170-300



2520mm*




STANDARD V




Ø500mm

FLACHEISEN WALZE



Ø500mm

ROHRWALZE



MICHEL ZINKEN



SCHERSCHRAUBEN
SICHERUNG




OPTIONEN +




BELEUCHTUNG




TASTRÄDER




+ No.50



HYDRAULISCHE
SICHERUNG



ÖLMENGEN
VERTEILER



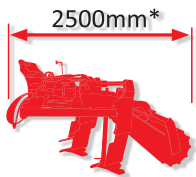
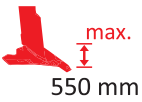
HYDRAULISCHE-
TIEFENVERSTELLUNG



AGRIPOL

V-SUB II
TIEFENLOCKERER


MIT SCHERSCHRAUBE SICHERUNG




MODEL	M	pcs	kg	HP
300	3,0	4	1200	170-300



STANDARD V



FLACHEISEN WALZE



ROHR WALZE



ZINKEN



SCHERSCHRAUBEN SICHERUNG




OPTIONEN +




BELEUCHTUNG



TASTRÄDER




+ No.50



HYDRAULISCHE SICHERUNG



ÖLMENGEN VERTEILER

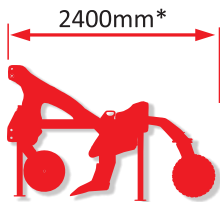


HYDRAULISCHE-TIEFENVERSTELLUNG



AGRIPOL


DISC SUB
TIEFENLOCKERER



MODEL	M	pcs	kg	HP
250	2,5	4	1200	120-200
300	3,0	5	1300	150-250



STANDARD V



FLACHEISEN WALZE



ROHRWALZE



PRISMATISCHE WALZE



WARTUNGSFREIE LAGER



DISC



SCHERSCHRAUBEN SICHERUNG




OPTIONEN +



BELEUCHTUNG



WARTUNGSFREIE LAGER



+ No.50







AGRIPOL

TERRA
TIEFENLOCKERER

max.
500 mm

1220mm*

MODEL	 M	 pcs	 kg	 HP
300	3,0	6	1200	180-300
400	4,0	8	1800	200-350



STANDARD ▾



**HYDRAULIK
KLAPPBAR**



SYSTEM MICHEL



**ÖLMENGEN
VERTEILER**



OPTIONEN +




**HYDRAULISCHE
ZINKEN**



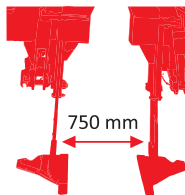
BELEUCHTUNG



TERRA PLOW
TIEFENLOCKERER



MODEL	M	pcs	kg	HP
300	3,0	4	1000	160-250
450	4,5	6	1450	200-350



STANDARD ▾



**HYDRAULIK
KLAPPBAR**




ZINKEN



**ÖLMENGEN
VERTEILER**



OPTIONEN +



**HYDRAULISCHE
ZINKEN**

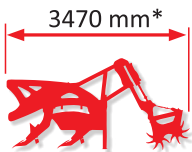






BELEUCHTUNG



AGRIPOL

GRIZZLY
MEIßELPFLUG



MODEL	 M	 pcs	 kg	 HP
200	2,0	5	1800	150-200
250	2,5	6	2000	150-250
300	3,0	7	2200	180-300




STANDARD ✓




RANDBLECHE



ROHRWALZE



HYDRAULIK KLAPPBAR



SCHERSCHRAUBEN SICHERUNG



OPTIONEN +



BELEUCHTUNG




HYDRAULISCHE SICHERUNG



AGRIPOL

INP
GÜLLEGRUBBER



HYDRAULISCH KLAPPBAR



MODEL	M	pcs	kg	HP
570H	5,7	17	1600	180-280
630H	6,3	21	1900	220-360


A STANDARD V



GÜLLEVERTEILER




ZINKEN 150x10
VIBROFLEX




3 UND 4 PUNKT
ANBAUOCK


A OPTIONEN +



BELEUCHTUNG



STRIEGEL



+ No.50




TASTRÄDER




AGRIPOL



INP II
GÜLLEGRUBBER
MIT SCHEIBEN



HYDRAULISCH KLAPPBAR



MODEL	M	pcs	kg	HP
400H	4,0	24	1400	150-240
500H	5,0	28	1800	180-280
600H	6,0	34	2200	220-360

STANDARD ✓



GÜLLEVERTEILER




SCHEIBEN 510mm




3 UND 4 PUNKT ANBAUOCK


OPTIONEN +




BELEUCHTUNG




STRIEGEL



+ No.50

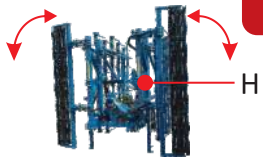


TASTRÄDER

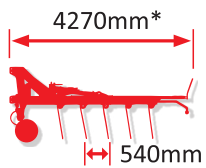


AGRIPOL

STR
STROHSTRIEGEL



HYDRAULISCH KLAPPBAR



MODEL	M	pcs	kg	HP
480H	4,8	40	1600	120-160
600H	6,0	50	1900	140-180
700H	7,0	60	2200	160-250

MODEL	M	pcs	kg	HP
480H	4,8	40	2200	140-180
600H	6,0	50	2600	160-200
700H	7,0	60	2800	180-250


MIT SCHEIBEN VORNE



STANDARD ✓




ZINKEN Ø16mm




HYDRAULISCHE WINKEL VERSTELLUNG



OPTIONEN +



BELEUCHTUNG



SCHEIBEN Ø520mm

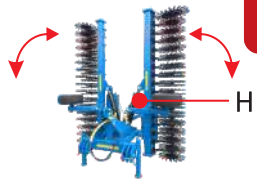


MESSERWALZE Ø350mm





EKON
ROLLHACKE



HYDRAULISCH KLAPPBAR

1820mm*



MODEL	M	pcs	kg	HP
600H	6,0	68	1600	130-200
750H	7,5	84	1900	150-260




STANDARD ▾



TASTRÄDER



OPTIONEN +



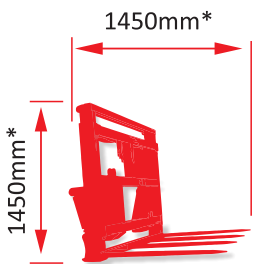
BELEUCHTUNG




LADER
BALLENLADER




MODEL	 M	 pcs	 kg	 MM
190	1,9	3	400	1250




A STANDARD V



HYDRAULISCHE-TIEFENVERSTELLUNG



EUROAUFNAHME INSTALLATION




ZINKEN LÄNGE

A OPTIONEN +



4 UND 5 ZINKEN



AGRIPOL




SILO CORN

SILO WALZE




2150mm*




MODEL	 M	 pcs	 kg
250	2,5	10	1800
300	3,0	12	2000



STANDARD V



HYDRAULISCHE-TIEFENVERSTELLUNG



Ø1140mm


STAHLRINGWALZE




OPTIONEN +




HYDRAULISCHE-TIEFENVERSTELLUNG



INSTALLATION DES ZUGSEILES




WALZEN




DACHRINGWALZE

▲ 120 kg/m Ø 600 mm




STAHLRINGWALZE

▲ 220 kg/m Ø 600 mm




U-RINGWALZE

▲ 140 kg/m Ø 600 mm




FEDERWALZE

▲ 120 kg/m Ø 540 mm




FEDERWALZE STRONG

▲ 160 kg/m Ø 560 mm




GUMMIWALZE

▲ 180 kg/m Ø 500 mm




PACKERWALZE

▲ 150 kg/m Ø 480 mm



ROHRWALZE

▲ 70 kg/m Ø 500 mm
▲ 100 kg/m Ø 600 mm




FLACHEISENWALZE

▲ 70 kg/m Ø 500 mm
▲ 100 kg/m Ø 600 mm




PRISMATISCHE WALZE

▲ 290 kg/m Ø 450 mm




CROSSKILLWALZE

▲ 150 kg/m Ø 375 mm




DOPPELWALZEN




DACHRINGWALZE

▲ 170 kg/m Ø 600 mm




U-RINGWALZE

▲ 125 kg/m Ø 500 mm
▲ 190 kg/m Ø 600 mm



FEDERWALZE

▲ 160 kg/m Ø 540 mm




FEDERWALZE STRONG

▲ 200 kg/m Ø 560 mm



**ROHRWALZE +
FLACHEISENWALZE**

▲ 150 kg/m Ø 500/400 mm

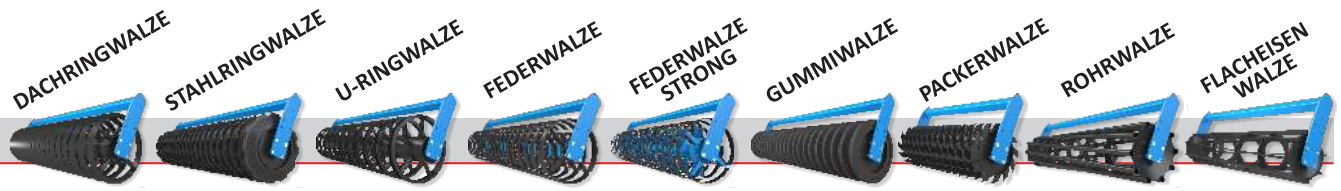


















DOPPELSTACHELWALZE


▲ 125 kg/m Ø 530 mm



WALZEN



	DACHRINGWALZE	STAHLRINGWALZE	U-RINGWALZE	FEDERWALZE	FEDERWALZE STRONG	GUMMIWALZE	PACKERWALZE	ROHRWALZE	FLACHEISEN WALZE
 BLUE POWER	•	•	•	•	•	•	•	•	•
 TITANIUM	•	•	•	•	•	•	•	•	•
 TITANIUM FAHRWERK	•	•	•	•	•	•	•	•	•
 TITANIUM II FAHRWERK	•	•	•	•	•	•	•	•	•
 OPTIDISC	•	•	•	•	•	•	•	•	•
 DISC CUTTER	•	•	•	•	•	•	•	•	•
 CULTI	•	•	•	•	•	•	•	•	•
 CULTI II	•	•	•	•	•	•	•	•	•
 CULTI II FAHRWERK	•	•	•	•	•	•	•	•	•
 LEM	•	•	•	•	•	•	•	•	•
 LEM II	•	•	•	•	•	•	•	•	•
 GRIZ I GRIZ II GRIZ III GRIZ IV	•	•	•	•	•	•	•	•	•
 KOBALT 4B STANDARD	•	•	•	•	•	•	•	•	•
 KOBALT 4B MIT MESSERWALZE	•	•	•	•	•	•	•	•	•
 V-SUB	•	•	•	•	•	•	•	•	•
 INP, INP MIT SCHEIBEN	•	•	•	•	•	•	•	•	•



DOPPELWALZEN


DACHRINGWALZE

U-RINGWALZE

FEDERWALZE

FEDERWALZE STRONG

ROHRWALZE MIT FLACHEISEN



BLUE POWER

•

•

•

•

•



TITANUM

•

•

•

•

•



TITANUM FAHRWERK

•

•

•

•

•



TITANUM II FAHRWERK

•

•

•

•

•



DISC CUTTER

•

•

•

•

•



CULTI

•

•

•

•

•



CULTI II

•

•

•

•

•



CULTI II FAHRWERK

•

•

•

•

•



KOBALT 4B STANDARD

•

•

•

•



KOBALT 4B WITH MESSERWALZE

•

•

•


•




ZUBEHÖR



**BELEUCHTUNG FÜR
STANDARD MASCHINEN**



**BELEUCHTUNG FÜR
HYDRAULISCHKLAPPBARE
MASCHINEN**



SCHEIBEN



2x180kg


**GEWICHT NUR FÜR
SCHEIBENEGGE**



LAGER




**WARTUNGSFREIE
LAGER**




**MESSERZINKEN
BEI DACHRINGWALZE,
FEDERWALZE, U-RINGWALZE**




**REIFEN
400/60/R15,5**



KOTFLÜGEL



FAHRWERK



BREMSE



**TASTRÄDER
FÜR KOBALT**

SCHARE



**CULTI
STANDARD**



STANDARD



OPTION 1



OPTION 2



OPTION 3



**KOBALT
ZINKEN**



STANDARD 1



STANDARD 2



OPTION 1




OPTION 2



**LEM
STANDARD**



STANDARD



OPTION



**LEM
OPTION**



FINDEN SIE UNS HIER



Góry
Parcela 7A street
98-420 Sokolniki
Poland

 agripol.pl